



I'm Mona a Monarch Butterfly on a Mission!

I need a superhero to help protect my babies from the big bad predators lurking around the milkweed plants. I've got a speedy plan! In just 28-30 days, I transform from a tiny egg into a majestic butterfly.

Here's the deal: for about two weeks, I'll need some food and a bit of cleanup duty until I hit Instar 5.

After that, I'll give you a break for ten days before I emerge as a beautiful butterfly.

**ALL I NEED IS SOME FRESH MILKWEED
LEAVES TO CHOW DOWN ON AND A LITTLE LOVE**

**I HAVE OVER 2,900 GREAT FRIENDS WHO CAN GIVE YOU
EGGS, BABY CATERPILLARS, AND MILKWEED LEAVES**

They're just a Facebook message away or give
Leo Silvestri a buzz at 519-977-3639.

Can you lend a hand? If not, no worries! Spread
the word, and don't forget to spruce up your
garden with flowers we all adore! Think
Butterfly Bush, Zinnia, Lantana, and more.

With your garden blooming I promise you'll see lots butterflies

Thanks for being a Butterfly Buddy!

The following flowers and plants have been suggested by the many local gardeners in our area who have been providing nectar-rich flowers to all pollinators, and have also attracted hundreds of butterflies to their gardens since 2018. To allow the Monarch butterfly life cycle it is recommended to have at least 10 milkweed plants to start, as far as the native and non native flowers you can plant one of each, or as many as you like according to your space availability.

Creating a pollinator garden for Monarchs




Suggested plants and quantities

Common Milkweed- 5 plants



Butterfly Weed



Swamp Milkweed- 5 plants



MORE BELOW

Joe Pyeweed



Lantana



Mexican Sunflower



MORE BELOW

Butterfly Bush



Blue Salvia



Asters



MORE BELOW


Purple Coneflower



Black eyed Susan



Marigolds



MORE BELOW


Anise Hyssop



Zinnia



Obedient



MORE BELOW

Blazing Star Liatris



Golden Rod



Bee Balm



Ensure a variety of plants that bloom throughout the growing season to provide a continuous food source for Monarchs and other pollinators. Consider adding a shallow water source like a birdbath or a saucer filled with water and rocks for butterflies to drink from.

Happy Butterfly Gardening!

A special thanks goes to Janet and Alan Arseneault from [Chalet Studio](#) for these beautiful pictures. :-)

For more information about attracting more Monarch butterflies and pollinators to your garden please contact us anytime: Leo Silvestri 1158 Erie St E Windsor, ON, Canada [Email](#) PM, Cell: 519-9773639 To see how easy it was to attract hundreds of Monarch butterflies with a few of these flowers, please visit our YouTube channel for some astonishing videos: <https://www.youtube.com/@leosilvestri5440/videos>